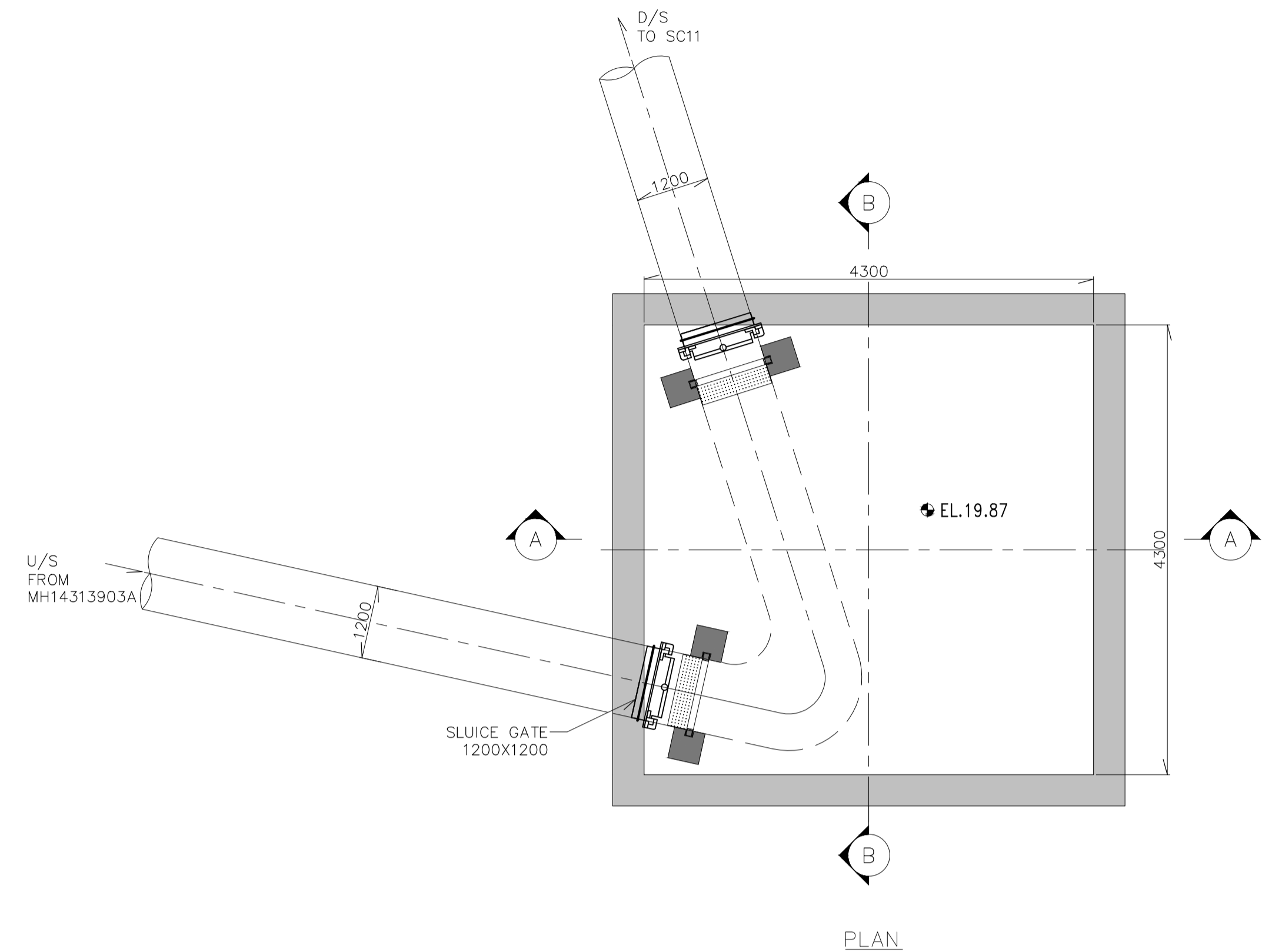
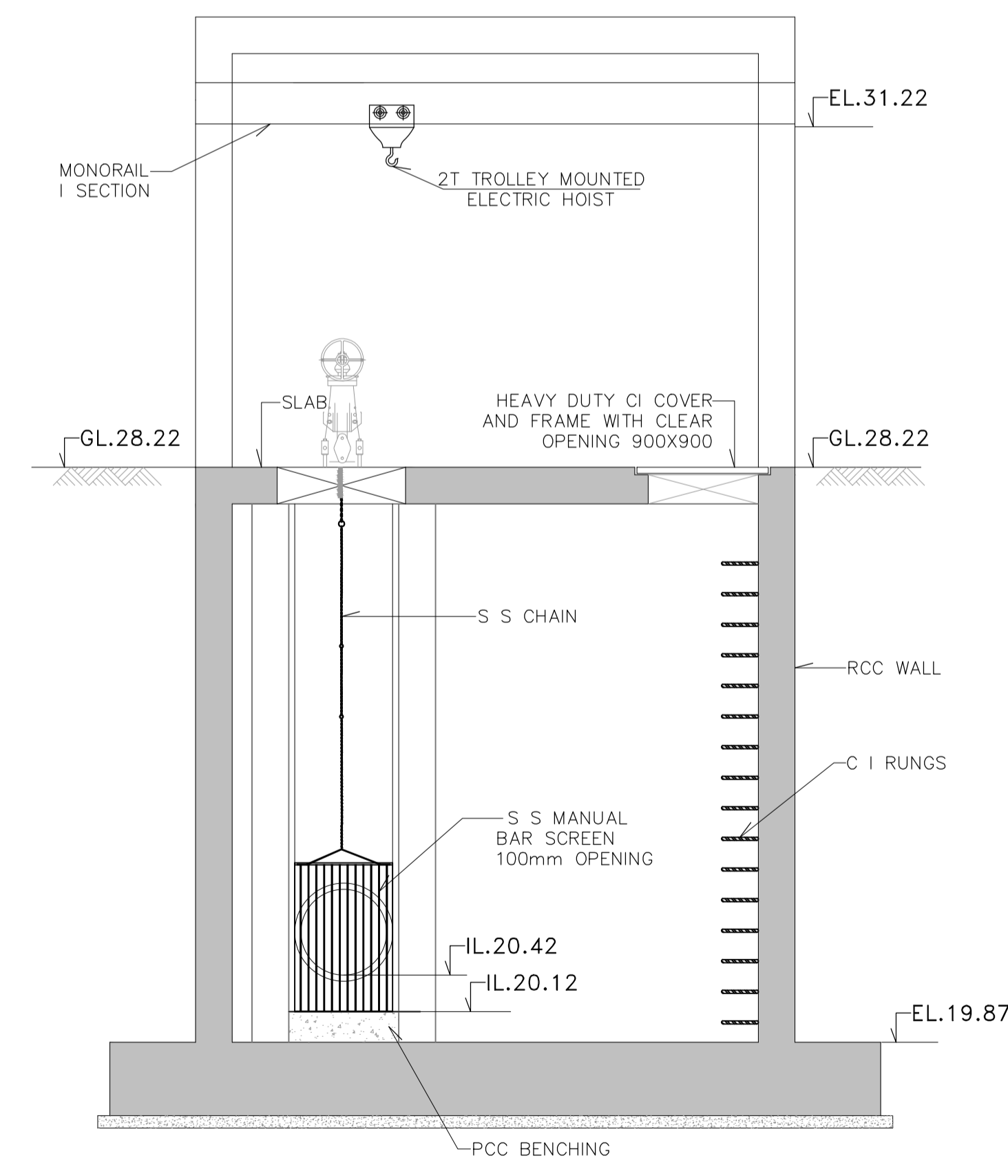


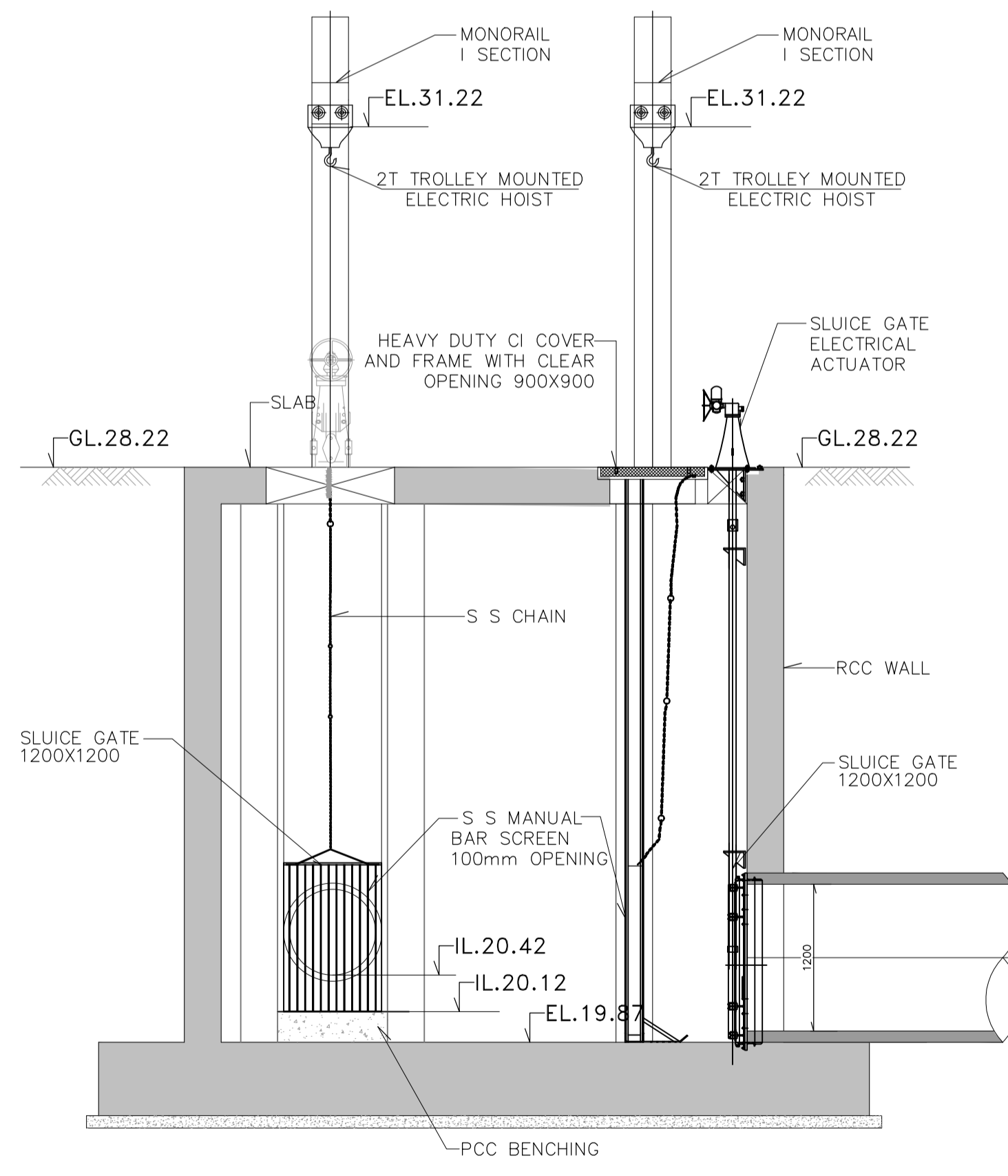
TITLE: S V ROAD SEWER TUNNEL  
 GENERAL ARRANGEMENT TUNNEL SHAFT-SV01B  
 PLAN AND SECTIONS  
 DWG NO: TCE-10598A-CV-3057-MP-31042



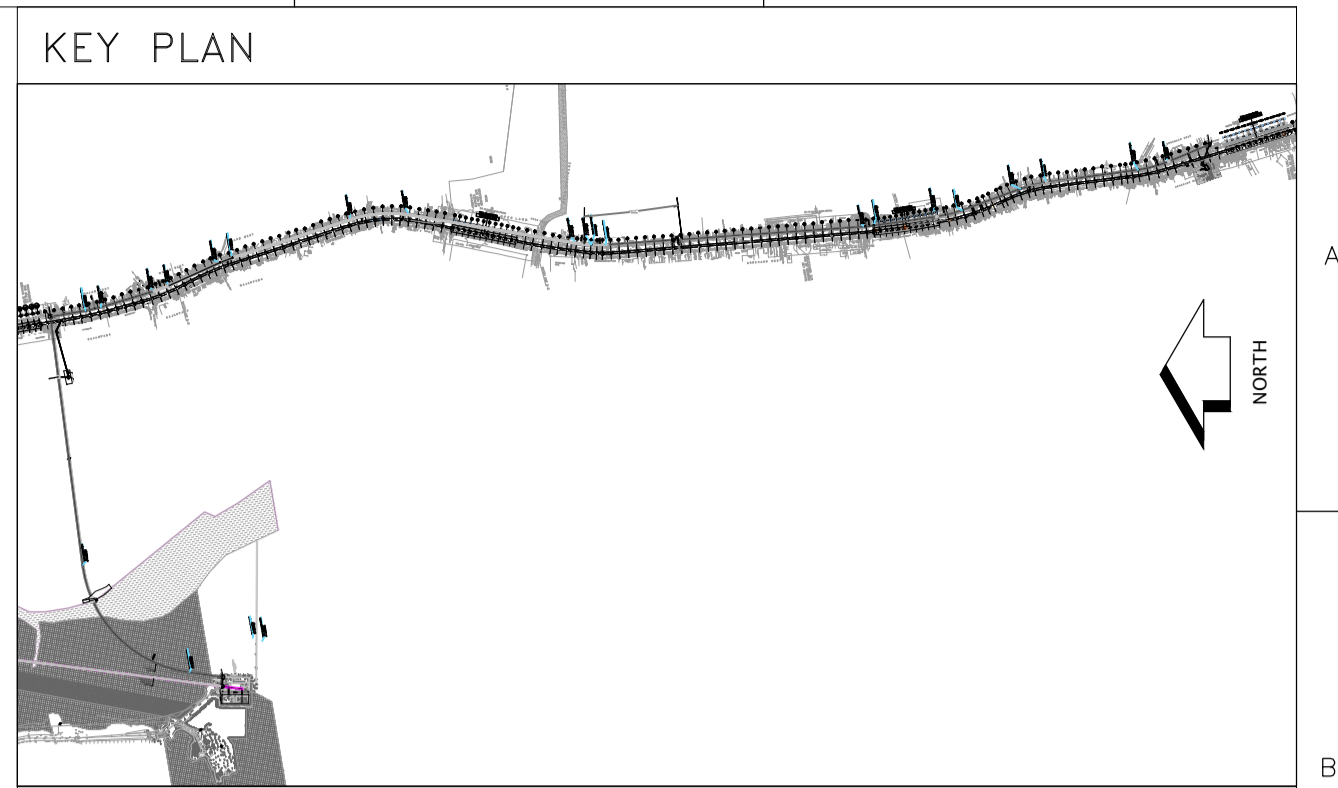
PLAN



SECTION A-A



SECTION B-B



- NOTES:
1. ALL DIMENSIONS ARE IN MILLIMETRES AND LEVELS ARE IN METRES UNLESS OTHERWISE INDICATED.
  2. ALL CONCRETE TO BE GRADE M50 EXCEPT WHERE OTHERWISE STATED
  3. SHAFTS ARE TO BE MADE WATER TIGHT.
  4. SEWER GRADIENTS TO BE MAINTAINED ACROSS MANHOLE.
  5. SHAFT INTERNAL DIAMETER GIVEN IS THE MINIMUM TO BE PROVIDED.
  6. FINISHED GROUND LEVEL TO MATCH EXISTING ROAD LEVEL.
  7. INVERT LEVELS MAY VARY SLIGHTLY DURING EXECUTION.

FOR TENDER PURPOSE ONLY  
 DO NOT SCALE

\*P\* (PRELIMINARY) ISSUES ARE NOT TO BE USED FOR CONSTRUCTION / FABRICATION BUT ARE ISSUED FOR LIMITED PURPOSES ONLY AS INDICATED IN THE SMALL BLOCK ABOVE THIS BLOCK.  
 CONSTRUCTION / FABRICATION WORK IS PERMITTED ON 'R' (RELEASED) ISSUES ONLY.  
 INFORMATION CONTAINED WITHIN 'HOLD' IS NOT RELEASED FOR CONSTRUCTION / FABRICATION. FIELD MUST GET DESIGN OFFICE TO CLEAR 'HOLDS' IN TIME BEFORE PROCEEDING WITH ANY CONSTRUCTION / FABRICATION WORK RELATED TO 'HOLDS'.  
 Proprietary rights of the information contained herein belong to TCE. This information is intended to be used for the mentioned purpose/project only. In case of misuse of information and any claim arising thereof, cost and consequence will be on the party misusing the information.  
 FILE NAME : TCE-10598A-CV-3057-MP-31042

| SIGN. | INITIALS | REVISIONS |     |    |    |    |     |  |       | DATE |            |
|-------|----------|-----------|-----|----|----|----|-----|--|-------|------|------------|
|       |          |           |     |    |    |    |     |  |       |      |            |
|       |          |           |     |    |    |    |     |  |       |      |            |
|       |          |           |     |    |    |    |     |  |       |      |            |
| P2    | MS       | JR        | ND  | CB |    |    | SVP |  | SVP   | SVP  | 04-12-2020 |
| P1    | MMS      | CB        | CB  | CB |    |    | AR  |  | SVP   | SVP  | 08-04-2019 |
| P0    |          | YW        | CB  | CB | CB |    | AR  |  | SVP   | SVP  | 03-08-2018 |
| ISSUE | DRN      | DSN       | CHD | CV | EL | IC | ME  |  | PE/PM | APPD | DATE       |
|       |          |           |     |    |    |    |     |  |       |      |            |

MUNICIPAL CORPORATION OF GREATER MUMBAI  
 MUMBAI SEWAGE DISPOSAL PROJECT STAGE-II PRIORITY WORKS  
 PRIORITY SEWER TUNNEL - PHASE 2 (PST II)  
 SCREEN CHAMBER SC-11  
 PLAN AND SECTIONS

**TATA CONSULTING ENGINEERS LIMITED**  
 MUMBAI

SCALE : 1:40  
 DWG NO: TCE-10255A-CV-3057-GA-31042  
 DC & DISC: CV-MUM  
 ISSUE P2